

# SUN-KISS 47

TEAM AND OWNER'S

## Engine

Engine delivered (refer to price-list)  
Lighting of engine compartment  
Remote-control forward/reverse single lever control in cockpit  
Cockpit dashboard  
Plexiglass protective cover to dashboard  
Dashboard : rev. counter, oil pressure manometer, water temp., thermometer, battery charge voltmeter, hour log, fuel gauge  
Battery 96 A/H  
Foam soundproofing insulation  
Three-bladed propeller

## Standing rigging

Anodised aluminium mast and boom  
Mast with double level of spreaders  
Mechanical backstay turnbuckle  
Spinnaker pole track  
Stainless steel shrouding  
Mast head fitting for flying stay  
Mast fitting for staysail forestay (cutter optional extra)  
Sheaves for second mainsail and jib halyard  
Pendant for second spinnaker halyard  
1 forestay diam : 9.6 mm (0.378")  
1 baby stay with turnbuckle diam : 9.6 mm (0.378")  
2 cap shrouds with turnbuckle diam : 9.6 mm (0.378")

## Rudder

Epoxy-treated wooden rudder with stainless steel frame welded to the stock  
Solid stainless steel stock diam : 50 mm (1.96")  
Fixing of rudder : stern post tube with bushings, laminated to the deck and to the hull and rudder gudgeon with bushings on the skeg

## Construction

Safer, sturdier, the hull of the SUN-KISS 47 is built using laminated glass/KEVLAR® composite : ARAMAT K, laid-up by hand  
The interior of the SUN-KISS 47 is teak-worked

Access through head midships  
Access through after cabins to port and starboard  
Access through removable cockpit board  
Continual ventilation  
Engine-driven blower  
Cock of quarter-turn type for sea-water uptake and filter  
Fresh water heat exchanger for the hot water tank

## Also delivered

Epoxy-treated keel  
Maintenance manual  
Copper hot water piping  
Water supply through reinforced alimentary-quality flexible hose  
All waste water discharge piping is of reinforced PVC  
All cocks are of bronze with a spherical plug-valve  
Electric windlass  
3 winch handles

## Running rigging

1 jib halyard  
1 mainsail halyard  
1 boom topping lift  
1 boom downhaul  
2 genoa sheets  
1 mainsheet

## Optional extras


Lifting-keel version with hydraulic raising mechanism (see to price-list)  
Teak deck (see to price-list)  
Owner's cabin (see price-list)  
Cutter  
Spinnaker  
Lead keel  
Ice-box with freezer

Heating  
Quayside charger  
Double berth in the saloon  
Other optional extras on quotation

The SUN-KISS is delivered without sails

® Trade Mark of the Dupont de Nemours company for its high strength Aramid fibre

Dealer's stamp



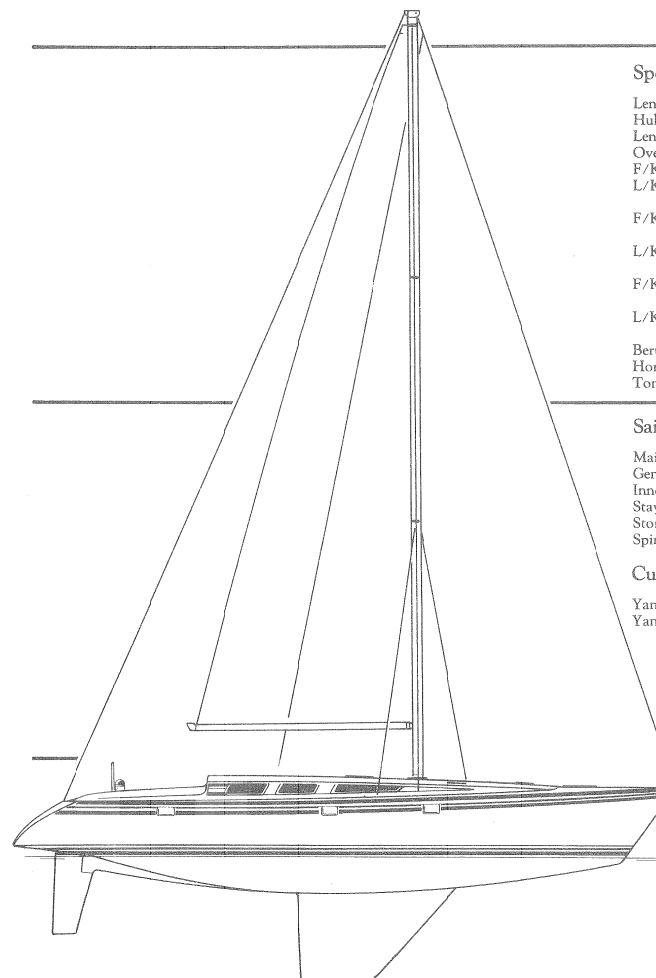
**Jeanneau**

BP 83, 85503 Les Herbiers Cedex, France. Tél : 51.91.06.10. Télex Batoja 711383 F

Jeanneau recommends **MOTUL**

# SUN-KISS 47

Designer Philippe BRIAND



## Specifications

Length over all L.O.A. : 14.45 m (47'5")  
Hull length L.H. : 13.95 m (45'9")  
Length on waterline L.W.L. : 11.35 m (37'3")  
Overall beam : 4.40 m (14'6")  
F/K draught : 2.10 m (6'11")  
L/K draught : 1.53/2.68 m (5'8"/10')  
F/K displacement : 11500 kg (25353 lbs approx.)  
L/K displacement : 12000 kg (26455 lbs approx.)  
F/K ballast weight : 4100 kg (9038 lbs approx.)  
L/K ballast + C.B. weight : 4600 kg (10141 lbs approx.)  
Berths : sleeps 8/10 (depends on version)  
Homologation : Class 1 : 10/12 persons  
Tonnage : 21.63 register tons

## Sail areas

Mainsail : 36.30 m<sup>2</sup> (390 sq.ft.)  
Genoa : 67.00 m<sup>2</sup> ( 721 sq.ft.)  
Inner jib : 40.00 m<sup>2</sup> ( 431 sq.ft.)  
Staysail jib : 21.60 m<sup>2</sup> ( 232 sq.ft.)  
Storm jib : 8.70 m<sup>2</sup> ( 94 sq.ft.)  
Spinnaker : 145.40 m<sup>2</sup> ( 1565 sq.ft.)

## Cutter option :

Yankee 1 : 51.20 m<sup>2</sup> (551 sq.ft.)  
Yankee 2 : 35.10 m<sup>2</sup> (378 sq.ft.)

**Jeanneau**

R.C. La Roche 545 450 024 B. As models are being continually improved, it is stipulated that this document is not a contractual document and the right to modify specifications of boats without prior notice, and to alter prices, is reserved.

# SUN-KISS 47

TEAM VERSION

## Sail locker

Opening hatch on deck with ventilator and non-slip 0.60 x 0.60 (2' x 2')  
Locker lining of light wood battens  
Lateral teak shelves with stainless steel grab-rail permitting fastening of lines and fenders (1.15 x 0.15 m)  
Stainless steel ladder  
Watertight electrics box for windlass  
Teak duckboarding  
Dome ceiling light  
Communicating door to the forward head  
Louvred vent at foot of door  
Headroom : 1.80 m (5'11")

## Forward cabin portside

Double berth 2.00 x 1.30 m (6'6" x 4'3")  
Mattress with removable fabric covers  
Mattress thickness 10 cm (4")  
Compartmented stowage lockers beneath berth  
2 under-berth drawers  
0.45 x 0.40 x 0.24 (height)  
Head shower pump body in the locker at the foot of the berth  
Hanging locker at the foot of the berth with vent at foot of door  
Lateral shelf at bedhead 2.00 x 0.18 m (6'6" x 7")  
Grooved teak hulllining

Headlining : teak and light-coloured rotproof fabric  
Opening hull port with drape/curtain 0.32 x 0.12 m (1'1" x 5")  
Opening deck port 0.43 x 0.30 (1'5" x 1')  
Night blind  
Continual ventilator on deck  
Dome ceiling light  
Teak box on bulkhead to receive wiring coming from the mast  
Louvred air vents at the feet of the doors into the head and into the gangway  
Headroom 1.90-1.82 m (6'3"-6')

## Forward cabin starboard side

2 lateral bunk berths 2.00 x 0.82 x 0.73 m (6'6" x 2'8" x 2'5")  
Mattress with removable fabric covers  
Mattress thickness : 10 cm (4")  
Upper bunk has stowage shelf  
Hulllining : grooved teak  
Headlining : teak and light-coloured rotproof fabric  
Opening hull port with drape/curtain 0.32 x 0.12 (1'1" x 5")  
Dome ceiling light  
Opening deck port 0.43 x 0.30 (1'5" x 1')  
Night blind  
Stowage lockers beneath lower bunk

Continual ventilator on deck  
Louvred air vents at feet of doors into head and gangway  
Headroom 1.86-1.82 m (6'1"-6')

## After, head and forward head are identical to those of the Owner's Version

(See Owner's Version inventory given on following pages).

## Companionway

Sliding Altuglass companionway overhatch  
Altuglass companionway board  
Stowage for above board in hanging locker  
5 steps with non-slip treads  
2 grabrails on deck  
2 grabrails up companionway  
Grooved teak sole  
Oilskins locker to port  
Above locker is lined with white leatherette  
Headroom 1.90 m - (6'3")

## Saloon

Settee in tow parts forming a U shape around the table  
Settee seat and backrest cushions have removable fabric covers  
Cushion thickness : 14 cm (5.5")  
Saloon table with fiddle 1.50 x 0.83 m (4'11" x 2'9")  
Bottle rack in centre of table  
Table has 2 stainless steel legs and two stainless steel supports to take an extension permitting conversion to double berth (optional extra)  
Compartmented stowage lockers beneath berth

Centre-board hydraulic mechanism under the settee galley side (L/K version)  
Lateral stowage shelving behind the backrest  
Stowage and bookshelf above the backrest  
Hulllining : solid teak battens  
Headlining : light-coloured rotproof fabric  
Opening hull port with drape/curtain 0.32 x 0.12 m (1'1" x 5")  
Opening deck hatch with ventilator 0.62 x 0.62 m (2' x 2')  
Night blind  
Roof ports with drapes/curtains  
Solid teak grabrail below these roof ports  
2 lateral soft lights

4 fluorescent striplights set into the ceiling with switch on chart table fiddle  
Bar in cupboard unit to port  
Water-heater in cupboard unit under the bar  
4 stainless steel water tanks beneath the sole  
Crumb-tray in sole  
Grooved teak sole with numerous traps giving access to the bilge, batteries, tanks  
Headroom 1.90 m (6'3")

## Galley

Functional appointment to starboard facing the saloon  
Teak-worked galley unit with white laminate work surface  
Stainless steel grab-rail running the length of the work surface  
Stainless steel double sink 0.23 x 0.34 m and 0.30 x 0.34 m (9" x 1'1" and 1' x 1'1")  
Pressurised hot and cold water mixer tap  
Sea and fresh water by separate foot pump  
2 sink covers one of which doubles as bread/cutting-board  
Fluorescent striplight over sink  
3-burner cooker with oven and safety device  
Cooker is gimbaled with blocking device  
Flip-up panel over cooker  
Crockery unit over the cooker with adjustable shelving pins

Shelf at top of above crockery unit  
Stowage locker over above crockery unit  
Large stowage locker under cooker  
Stowage lockers under sink unit with waste-bin, gas shut-off cock, ice-box unit compressor and five cocks  
220-litre refrigerated ice-box (7.75 cu.ft.) with evaporator and stowage bin  
100-litre ice-box (3.53 cu.ft) also acts as freezer  
Each ice-box has drainage  
Ice-box door is lockable  
60 mm-thick (2.5") injected polyurethane foam insulation  
1 cupboard unit with shelf over the ice-boxes  
2 drawers 0.33 x 0.24 x 0.12 m (height) (1'1" x 9" x 5")  
Hulllining, solid teak battens around the port

Stowage shelving under the port  
Retaining strap fixed to front of sink unit  
Headroom : 1.90 m (6'3")

## Navigation station

Chart table 1.12 x 0.76 m (3'8" x 2'6")  
Directable reading spotlight  
Panel to house the navigational instrumentation  
Stowage bin  
Bookselves with fiddles  
Large stowage locker under the chart table with electric water unit and three cocks  
Navigator's seat is battened and shapped with teak  
Stowage drawer and shelf under the seat  
Roof port with drape/curtain  
Extension of the stainless steel grab-rail from the galley  
Switch covering saloon striplights on chart table fiddle  
Stereo cassette player with built-in speakers

## Electrics panel

Panel is mounted on hinged door  
Visual identification of the boat's different electrical points  
11 thermostatic circuit-breakers and switches covering each electrical function  
7 thermostatic circuit-breakers covering the boat's lighting  
Thermostatic circuit-breaker covering boat's freezer unit  
12-volt power socket of cigar-lighter type  
Ammeter  
Voltmeter  
Water meter  
Battery-charge tester

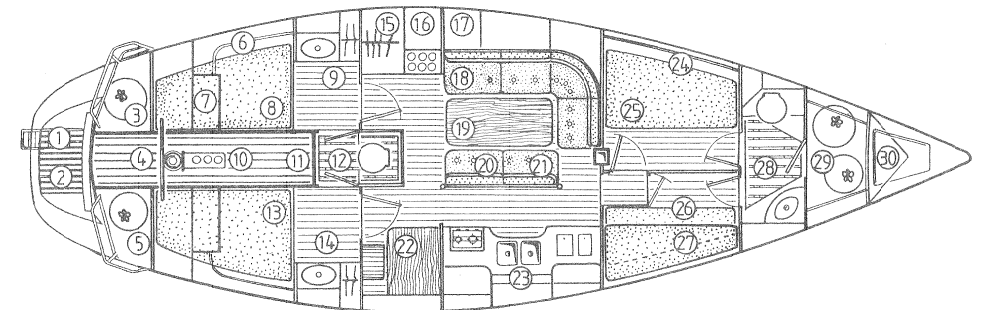
3 battery cut-outs in aft cabin portside  
Electronic load dispatcher  
220-volt power socket  
Switch and circuit-breaker covering the electric water heater

## Aft cabins to port and starboard

Double berth 1.98 x 1.40 m (6'6" x 4'7")  
Mattress with removable fabric covers  
Mattress thickness 12 cm (5")  
Compartmented stowage lockers beneath berth  
Stainless steel diesel tank with gauge under the starboard berth  
Stainless steel water tank under port berth  
Dome ceiling light over berth  
Access to engine  
Lateral stowage shelf extending onto the short arm of the stowage unit above the berth

Stowage unit with 2 fold-down boards at foot of berth  
Hulllining : grooved teak  
Headlining : light-coloured rotproof fabric  
Washbasin with pressurised hot and cold water  
Stowage locker over washbasin with shelf  
Mirror on door of above locker  
Stowage locker under washbasin with 2 cocks  
Ventilation by air vents giving into the companionway  
220-volt power socket  
12-volt power socket of cigar-lighter type

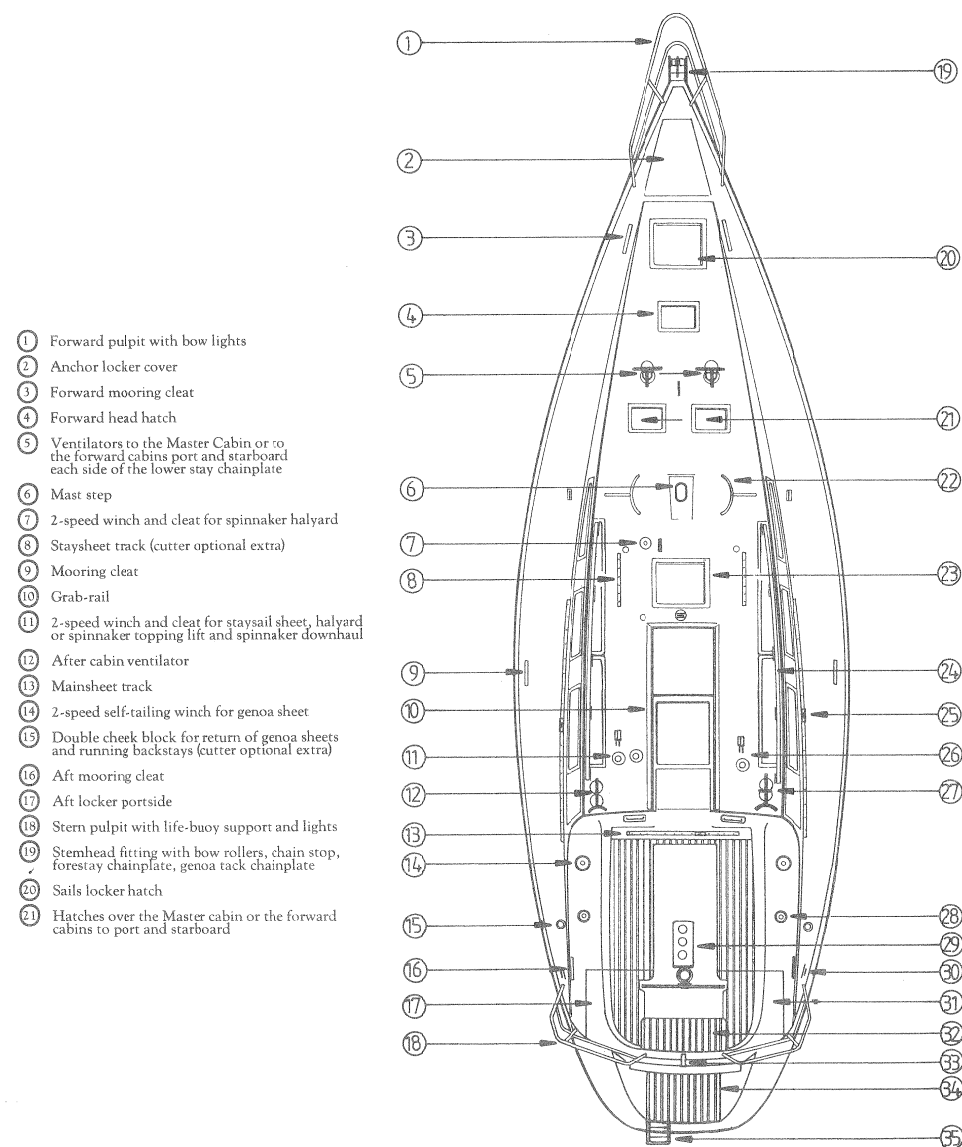
3 battery cut-outs in the aft cabin portside  
Dome ceiling light over washbasin  
Soap-holder  
Towel rail  
Robe hook  
Doors to port or starboard of the companionway  
Doors to the common WC  
Louvred air vent at feet of doors  
Headroom : 1.87 m (6'1")



- |  |   |  |
|--|---|--|
| 1 Built-in transom extension with bathing ladder | 11 Engine compartment                         | 21 Hydraulic unit (L/K version)                |
| 2 Locker in transom extension                    | 12 WC - Head                                  | 22 Navigation station                          |
| 3 After locker portside                          | 13 Aft cabin starboard side with double berth | 23 Galley                                      |
| 4 Steering wheel                                 | 14 Hanging locker and washbasin               | 24 Shelving                                    |
| 5 After locker starboard side                    | 15 Oilskins locker                            | 25 Forward cabin portside with double berth    |
| 6 Lateral shelf                                  | 16 Bar and hot water tank                     | 26 Gangway                                     |
| 7 Stowage locker unit with drawers               | 17 Bookshelves                                | 27 Bunk-berths of forward cabin starboard side |
| 8 Aft cabin portside with double berth           | 18 Saloon settee                              | 28 Forward head                                |
| 9 Hanging locker and washbasin                   | 19 Saloon table with bottle rack              | 29 Sails locker                                |
| 10 Cockpit cocktails table                       | 20 Saloon settee                              | 30 Anchor locker with electric windlass        |

# SUN-KISS 47

DECK LAYOUT - TEAM AND OWNER'S



## Cockpit

Helmman's seat, cockpit seating and cockpit floor all teak worked  
Aft cockpit locker portside  
Aft cockpit locker starboard side with gas bottle housing and 220-volt quayside power socket  
Life-raft stowage under the helmman's seat  
2 winch-handle bins  
2 drainage scuppers  
Steering wheel 1 metre in diameter (3'3") with column-mounted compass, blocking device for steering wheel and for emergency tiller  
Table detachable cockpit

## Mast winches

2-speed winch for mainsail clew and reefs  
2-speed self-tailing winch for mainsail halyard  
2-speed self-tailing winch for jib halyard

## Built-in transom extension

Shower facility  
Bathing ladder  
Quayside power socket on transom  
Storage locker built into the extension  
Extension is teak-battened

## Spinnaker fittings (optional extras)

2 sheets with stainless steel snap-shackles  
1 halyard with stainless steel swivel-mounted snap-shackle  
Downhaul with stainless steel snap-shackle  
Topping lift with stainless steel snap-shackle  
Spinnaker pole with cup-fitting  
1 two-speed halyard winch with cleat  
2 two-speed winches mounted on coachroof to port and to starboard for topping lift and downhaul with cleats and cam-jammers

## Cutter fittings (optional extras)

Staysail forestay diam : 8 mm (0.31")  
2 staysail sheet tracks on the coachroof (these are the same as those of the spinnaker optional extras used for the spinnaker pole topping lifts and downhauls)  
2 running backstays diam : 8 mm (0.31")  
1 staysail halyard (which is the topping lift in the spinnaker optional extras)

## Navigation lights

Navigation lights on bow and stern pulpits  
Steaming lights  
Mast head lights  
Deck floodlight

## Capacities

Team and Owner's Version  
5 stainless steel water tanks 620 L (136 imp.galls / 163 US galls)  
1 stainless steel diesel tank 215 L (47 imp.galls / 56 US galls)  
Inboard batteries 2 x 96 A/H  
Engine battery 1 x 96 A/H  
Refrigerated ice-box 220 L (7.75 cu.ft.)  
Ice-box 100 L (3.53 cu.ft.)  
Alternator 70 A/H  
Hot water tank 41 L (9 imp.galls / 10.83 US galls)

## Headroom heights

### Owner's version

Sails locker 1.80 m (5'11")  
Head 1.78 m (5'10")  
Master cabin 1.89/1.82 m (6'2"/6')  
Saloon and galley 1.90 m (6'3")  
Companionway 1.90 m (6'3")  
After cabins 1.87 m (6'1")  
After head 1.77 m (5'10")

### Team version

Sails locker 1.80 m (5'11")  
Head 1.78 m (5'10")  
Forward cabin portside 1.89/1.82 m (6'2"/6')  
Forward cabin starboard side 1.89/1.82 m (6'2"/6')  
Saloon and galley 1.90 m (6'3")  
After cabin 1.87 m (6'1")  
After head 1.77 m (5'10")